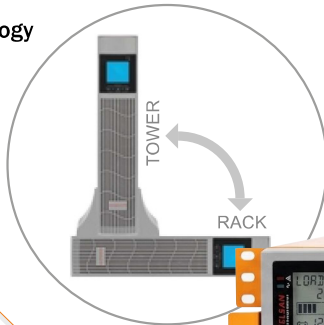


# POWERPACK SE RT 1/1 SERIES ON-LINE UPS 1-3 kVA 1:1 PHASE



- ✔ High frequency on-line double conversion technology
- ✔ DSP (Digital signal processors) control technology
- ✔ Active power factor correction (APFC),
- ✔ input power factor up to 0.99
- ✔ Output power factor 0.9



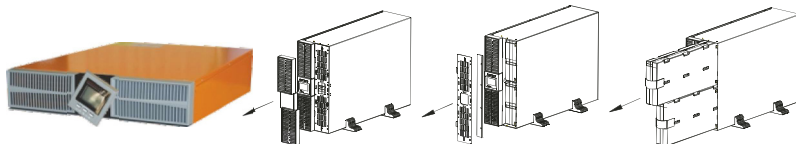
- ✔ Wide input voltage range (110 ~ 300 Vac) and frequency range (40 ~ 70Hz)
- ✔ Auto sensing frequency
- ✔ 50/60Hz frequency conversion
- ✔ Cold start
- ✔ Effective software and hardware protection
- ✔ Linear derating in low voltage input reducing battery discharging times
- ✔ Settable delayed start when power is restored
- ✔ Fan speed varies intelligently with temperature, reducing noise and extending its service life
- ✔ Advanced battery management (ABM)
- ✔ Rear ventilation design and speed fan
- ✔ Quick and stable charging, 90% capacity restored in 3h (standard model UPS)
- ✔ Hot-swappable battery
- ✔ Multiple functions settable via LCD: output voltage, EOD, auto-start, bypass

mode, ECO mode and frequency conversion mode

- ✔ Multi-platform communications: RS232 (standard),
- ✔ USB/RS485/SNMP/dry contacts (optional)

#### Available Options

- ✔ Optional USB,RS485 card,AS400 dry contacts, SNMP card, SMS alarms, EPO function, MBS (External maintenance bypass switch)



Display panel can be rotated

Easy for maintenance, hot-swappable battery




#### Rear Panel

- 1.AC input socket
- 2.Battery connector (optional)
- 3.Fan
- 4.USB (Optional)
- 5.EPO (Optional)
- 6.RS232 port
- 7.Intelligent slot
- 8.Output sockets

# POWERPACK SE RT 1/1

## SERIES ON-LINE UPS

### 1-3 kVA 1:1 PHASE



MODEL	Capacity	1 kVA / 900 W			2 kVA / 1800 W			3 kVA / 2700 W		
INPUT	Rated voltage	208 / 220 / 230 / 240 Vac								
	Voltage range	110 ~ 176 Vac ( linear derating between 50% and 100% load ); 176 ~ 280 Vac (no derating); 280 ~ 300 Vac (derating 50%)								
	Frequency	40 ~ 70 Hz (auto-sensing)								
	Power factor	≥0.99								
	Bypass voltage range	- 25% ~ +15% (settable)								
	THDi	≤6%								
OUTPUT	Voltage	208 / 220 / 230 / 240 Vac (settable via LCD)								
	Voltage regulation	± 1%								
	Frequency	45 ~ 55 Hz or 55 ~ 65 Hz (synchronized range); 50 / 60 Hz±0.1 Hz (battery mode)								
	Waveform	Sinusoidal								
	Power factor	0.9								
	THDv	≤ 2% (linear load), ≤ 5% (non-linear load)								
	Crest factor	3:1								
	Overload	105% ~ 125% for 1 min, 125% ~ 150% for 30 s, > 150% for 300 ms								
BATTERIES	DC voltage	24 V(S)	36 V(S)	36V(H)	48 V(S)	72V(S)	72V(H)	72V(S)	96V(S)	96V(H)
	Inbuilt battery	2×9 Ah	3×7 Ah	/	4×9 Ah	6×7 Ah	/	6×9 Ah	8×7 Ah	/
	Charging current (max.)		1 A	6 A		1 A	6 A		1 A	6 A
	Recharge time	Standard model: 90% capacity restored in 3 hours; Long time model: depend on the capacity of battery								
SYSTEM	Efficiency	≥ 90% (Mains mode) ≥ 85% (Battery mode) ≥ 95% (ECO mode)			≥ 91% (Mains mode) ≥ 86% (Battery mode) ≥ 96% (ECO mode)			≥ 92% (Mains mode) ≥ 87% (Battery mode) ≥ 97% (ECO mode)		
	Transfer time	Mains mode to battery mode: 0 ms Inverter mode to bypass mode: 4 ms (typical)								
	Protections	Short-circuit, overload, overtemperature, battery discharge protection and fan testing protection								
	Communications	Rs232 (standard), USB / RS485 / dry contacts / SNMP (optional)								
	Display	LCD + LED								
	Standards	EN 62040-1, EN 62040-2, EN 61000-3-2, EN 61000-3-3, IEC 61000-4-2, IEC 61000-4-3, IEC 61000-4-4, IEC 61000-4-5, IEC 61000-4-6, IEC 61000-4-8, IEC 61000-4-11, IEC 61000-2-2, IEC 62040-2, IEC 62040-1, IEC 62040-3								
OTHERS	Operating temperature	0°C ~ 40°C								
	Storage temperature	-25°C ~ 55°C (without battery)								
	Relative humidity	0 ~ 95% (non-condensing)								
	Altitude	≤ 1000 m, derating 1% for each additional 100 m								
	IP rating	IP 20								
	Noise level at 1 m	≤50 dB								
	Dimensions (W × D × H) (mm)	440×338 ×88	440×430 ×88	440×468 ×88	440×430 ×88	440×560 ×88	440×468 ×88	440×560 ×88	440×468 ×88(BAT) 440×468 ×88(BAT)	440×468 ×88
	Packaged dimensions (W × D × H) (mm)	230×428 ×194	545×560 ×201	545×592 ×201	545×560 ×201	545×690 ×201	545×592 ×201	545×690 ×201	592×545 ×198(UPS) 597×545 ×198(BAT)	545×59 ×201
	Net weight (kg)	11	12.8	6	16.4	23.1	10.5	26.8	9.45 (UPS) 27.2 (BAT)	10.1
	Gross weight (kg)	11.3	14	7	17.8	24.7	12	29.7	12.97 (UPS) 30.2 (BAT)	13.6

S means standard model, H means long time model. Derate capacity to 70% in CUCF mode and to 90% when the output voltage is adjusted to 208 Vac. Custom-made specifications are acceptable. All specifications are subject to change without notice.

